

工

工





ㄥ





ㄥ

ㄥ

ㄥ







Z







Z

Z

Z

U

U



U

U

Q

Q

Q

Q

𐤀

𐤀

𐤀

𐤀

𐤁

𐤁

ス





ス







ス







ス







ス

ス









N

N

u'

u'

u'

u'

u>







u>







u>







u>

Φ'





Φ'











נ'

נ'

נ'

נ'

נ>

נ>

נ >

נ >

נ :

נ :

נ :

נ :

Y:



Y:

Y:

Y:

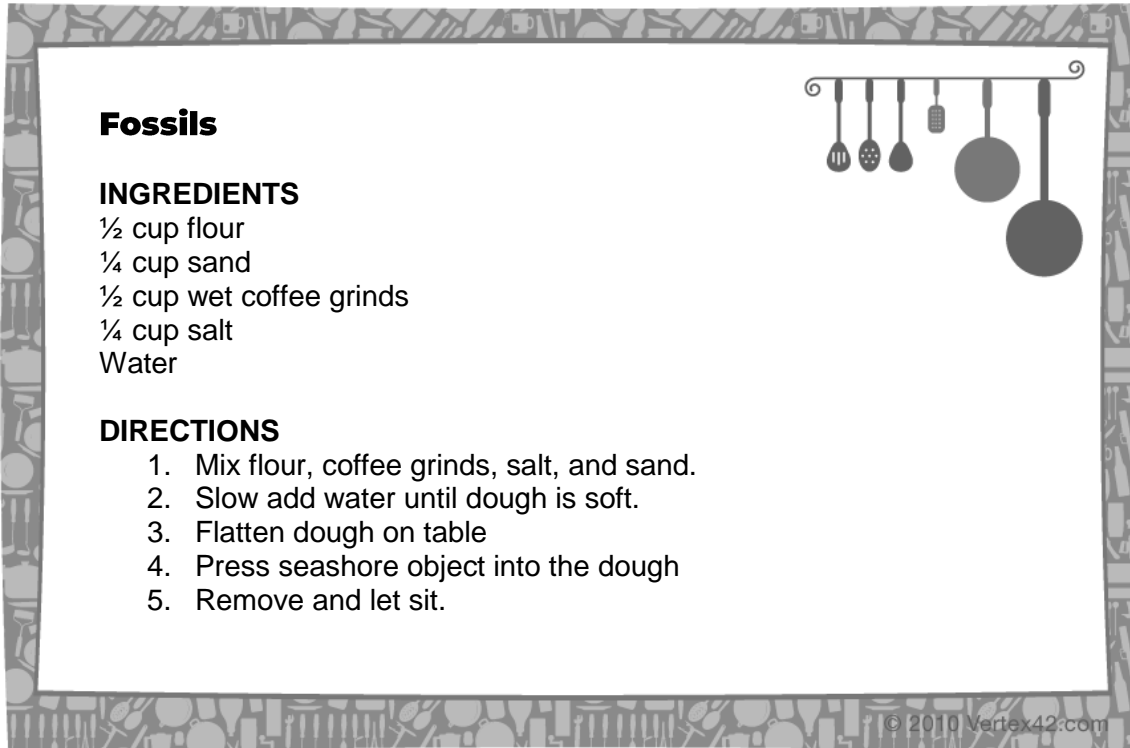
3C

3C



Fossils Recipe

Accompanies *Create a Seashore Fossil*



Fossils

INGREDIENTS

- ½ cup flour
- ¼ cup sand
- ½ cup wet coffee grinds
- ¼ cup salt
- Water

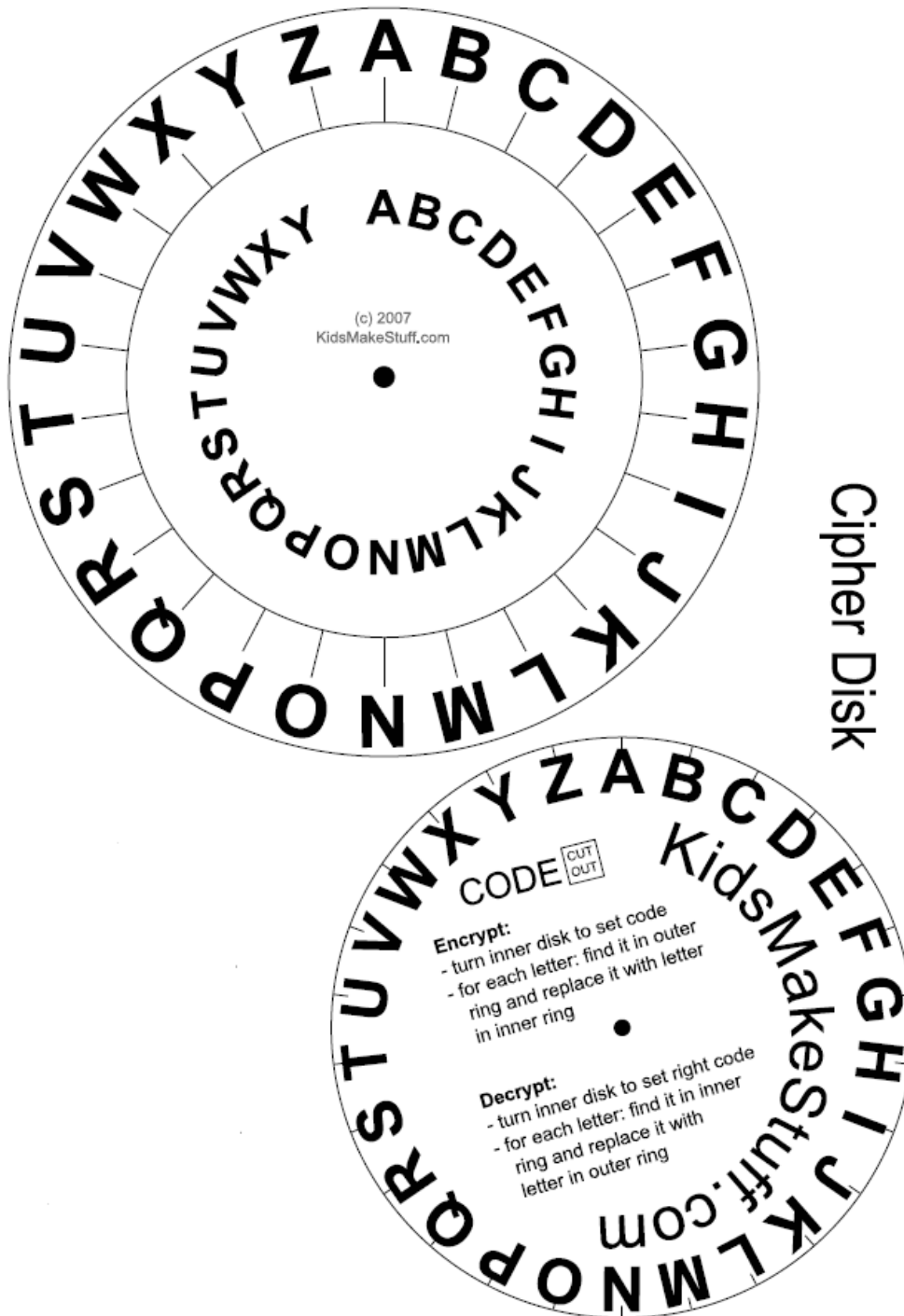
DIRECTIONS

1. Mix flour, coffee grinds, salt, and sand.
2. Slow add water until dough is soft.
3. Flatten dough on table
4. Press seashore object into the dough
5. Remove and let sit.

© 2010 Vertex42.com


Cipher Disk Template

Accompanies *Code Master* activity



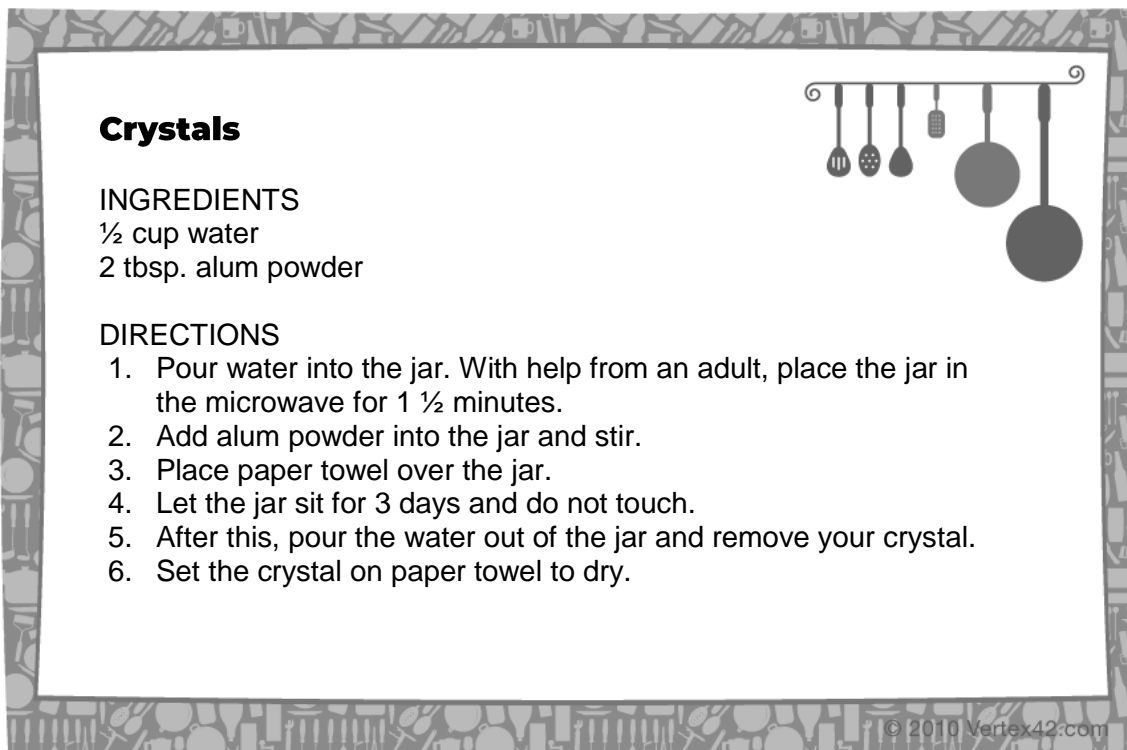
Comic Strip Template

Accompanies *Comic Strip* craft



Crystals Recipe

Accompanies *Chemist for a Day—Making Crystals*




Crystals

INGREDIENTS

- ½ cup water
- 2 tbsp. alum powder

DIRECTIONS

1. Pour water into the jar. With help from an adult, place the jar in the microwave for 1 ½ minutes.
2. Add alum powder into the jar and stir.
3. Place paper towel over the jar.
4. Let the jar sit for 3 days and do not touch.
5. After this, pour the water out of the jar and remove your crystal.
6. Set the crystal on paper towel to dry.



© 2010 Vertex42.com

Fingerprint tip sheet

No two fingerprints are unique. This makes fingerprints a very handy tool to identify people.



What do investigators look for?

Each person has a loop, an arch, or a whorl pattern on their fingers. Most people have loops, but some have whorls, and only a few people have arches.

Can you tell if you have loops, arches or whorls?



Whorl



Loop



Tented Arch



Arch

¹ Gallery Hip. (n.d.). *Fingerprints Arch*. Retrieved from: <http://galleryhip.com/fingerprints-arch.html>

² Avery, J. (2012). *Finaerprints*. Retrieved from: <http://iennaavery.com/wp-content/uploads/2012/02/finaerprints.png>

Fingerprint tip sheet

No two fingerprints are unique. This makes fingerprints a very handy tool to identify people.



What do investigators look for?

Each person has a loop, an arch, or a whorl pattern on their fingers. Most people have loops, but some have whorls, and only a few people have arches.

Can you tell if you have loops, arches or whorls?



Whorl



Loop



Tented Arch



Arch

¹ Gallery Hip. (n.d.). *Fingerprints Arch*. Retrieved from: <http://galleryhip.com/fingerprints-arch.html>

² Avery, J. (2012). *Fingerprints*. Retrieved from: <http://jennaavery.com/wp-content/uploads/2012/02/fingerprints.png>

Passport

*Accompanies *Personal Passport* activity



NAME		DATE OF BIRTH		BIRTHPLACE
<input type="text"/>		<input type="text"/>		<input type="text"/>
NATIONALITY		<input type="text"/>		
SPECIAL FEATURES				
<input type="text"/>				
SIGNED		DATE OF ISSUE		
<input type="text"/>		<input type="text"/>		
<input type="text"/>				



INTERNATIONAL

NAME	
DATE OF BIRTH	BIRTHPLACE
NATIONALITY	
SPECIAL FEATURES	
SIGNED	DATE OF ISSUE

WORDLIST

Accompanies *What's that word?*

Ambiguous: unclear meaning

Amphibious: can survive on both water & land

Aquatic: creatures/plants that live in water

Autobiography: story about one's life

Autocrat: self-ruler or dictator

Capitulate: to surrender or give up leadership

Contract: an agreement that requires people to do something

Deflect: to push away

Eject: throw out

Elaborate: expand/add more detail to an idea

Elocution: to speak in public

Eloquence: to speak fluently and easily

Evacuate: remove people from an area

Extract: to draw out

Flection: to bend something

General: related to all kinds

Microbe: very small organism/bacteria

Miniscule: something very small

Misgiving: having second/bad thoughts

Nonsense: without sense

Nontoxic: not harmful

Operational: in working condition

Oppose: disagree/stand up against

Periodical: magazine printed at regular intervals

Postpone: delay/set aside

Popularize: make something popular

Prejudice: make a decision before facts/knowledge is known

Ridicule: making fun of/laughing at someone

Sapling: a small young tree

Unison: singing as one

Unity: as one

Song Cards

Accompanies *Sing Along*

A rectangular border made of musical staves. The top and bottom staves contain a continuous melody of eighth and sixteenth notes. The left and right staves contain a continuous melody of eighth notes. The border frames the central text area.

Dance your fingers!

Have child mimic actions, dancing fingers in the air and on the body

*Dance your fingers up,
Dance your fingers down,
Dance your fingers to the side,
Dance them all around.*

*Dance them on your shoulders,
Dance them on your head,
Dance them on your tummy,
And put them all the bed
(Rest head on hands together at side of face)*

A rectangular border made of musical staves. The top and bottom staves contain a continuous melody of eighth and sixteenth notes. The left and right staves contain a continuous melody of eighth notes. The border frames the central text area.

Jack-in-the-Box

Jack-in-the-box, oh so still...

(Have child crouch low)

Won't you come out?

(Child slowly lifts head and starts to rise...)

YES I WILL!

(Child jumps up, lifts arms up and yells this)

A decorative border made of musical staves and notes, framing the text. It starts with a treble clef on the top left and ends with a double bar line on the bottom right.

Teddy Bear, Teddy Bear

Have child stand up.

Teddy bear, teddy bear, turn around (Turn around)
Teddy bear, teddy bear, touch the ground. (Touch ground)
Teddy bear, teddy bear, show your shoe (Hold out foot)
Teddy bear, teddy bear, I love you. (Give yourself a hug)
Teddy bear, teddy bear, climb up stairs. (Pretend to climb stairs)
Teddy bear, teddy bear, say your prayers. (Hands together like praying)
Teddy bear, teddy bear, turn out lights. (Switch out lights)
Teddy bear, teddy bear, say goodnight (Head resting on hands)
Teddy bear, teddy bear, wake up now (Open eyes)
Teddy bear, teddy bear, take a bow. (Take a bow)

A decorative border made of musical staves and notes, framing the text. It starts with a treble clef on the top left and ends with a double bar line on the bottom right.

Mix a Pancake

Mix a pancake (Mixing motion with hands)
Stir a pancake (Stirring)
Pop it in the pan (Drop into pan)
Fry the pancake (Pretend to hold frying pan)
Toss the pancake (Pretend to toss)
Catch it if you can (Pretend to catch with pan)

A decorative border made of musical staves and notes, framing the text. It consists of a top staff, a bottom staff, and two side staves, all connected by corner brackets. The notes are black and the staves are white.

Two little feet

Have child stand and follow actions.

*Two little feet go tap, tap, tap,
Two little hands go clap, clap, clap,
Two little fists go thump, thump, thump,
Two little legs go jump, jump, jump,
One little child slowly turns around,
One little child sits quietly down.*


A decorative border made of musical staves and notes, framing the text. It consists of a top staff, a bottom staff, and two side staves, all connected by corner brackets. The notes are black and the staves are white.

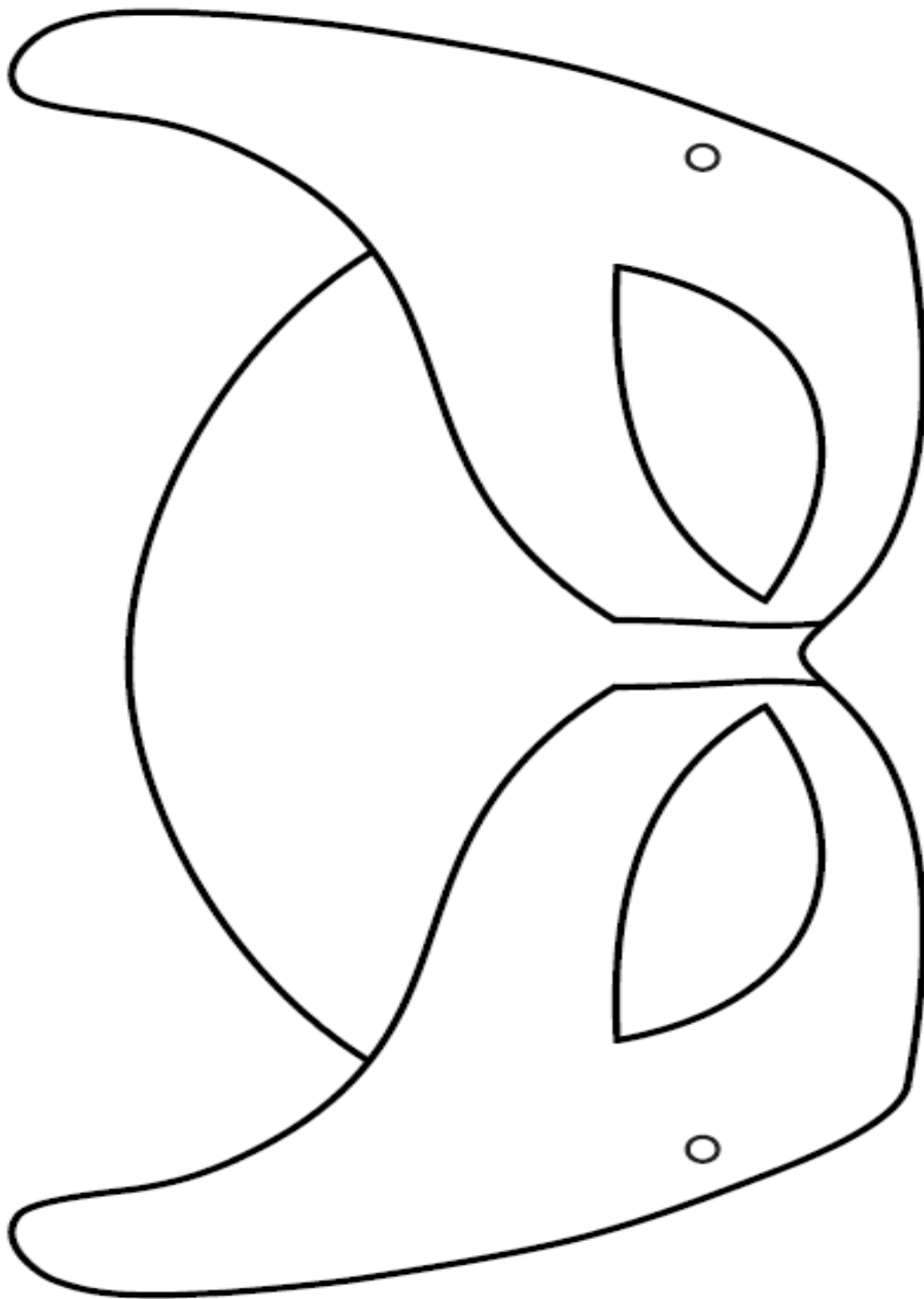
This is high


*This is high, (Stretch hands over head)
And, this is low, (Bend and touch floor)
Only see how much I know.
This is narrow, (Put hands close together)
This is wide, (Hold hands at arms' length)
Something else I know besides.
Up is where the birds fly free, (Point up)
Down is where my feet should be. (Point down)
This is my right hand, as you see, (Hold up right hand)
This is my left hand, all agree. (Hold up left hand)
Overhead I raise them high, (Raise hands over head)
Clap 1,2,3 and let them fly. (Clap hands and flutter them away)*


Superhero Mask

Accompanies *Superhero Masks* activity









Superhero names

*Accompanies *Create your own Superhero name*

Descriptive Words

Step 1: Choose one of the below words for the first part of your superhero name.

Awesome	Nice
Speedy	Tall
Great	Hairy
Giant	Beautiful
Ferocious	Cool
Wonderful	Fantastic
Strong	Super
Aquatic	Wild
Invisible	Sneaky
Electric	Incredible
Colourful	Flying

Cut along the lines

Superhero names

Nouns

Step 2: Choose one of the below words for the second part of your superhero name or come up with your own idea. Other ideas include: a pet, an insect, a planet, a plant...

Man	Tornado
Woman	Storm
Dog	Explorer
Monster	Spider
Boy	Beetle
Girl	Saturn
Wolf	Star
Tiger	Moon
Bear	Grasshopper
Unicorn	Snake
Kid	Flower

Cut along the lines

Superpower Cards

Accompanies activity *Power Charades!*

Flight	Stop Time
Spidey sense/ sense danger	Immortality (Live forever)
X-ray vision	Mind control
Super speed	Talk to animals
Super strength	Breathe underwater
Super intelligence	Time travel
Super memory	Night vision
Super vision	Telepathy
Super hearing	Predict the future
Super healing power	Invisibility

Cut along the lines

Animal & Insect Flashcards

Accompanies Zookeeper activity



Butterfly



Caterpillar



Ladybug



Bee



Ant



Dragonfly



Grasshopper



Praying Mantis



Lion



Giraffe



Zebra



Elephant



Hippopotamus



Crocodile



Ostrich



Tiger



Dog



Cat



Fish



Turtle



Bird



Guinea Pig



Rabbit




Snake

BINGO CARDS

*Accompanies *Picture Bingo*

Master set of BINGO squares: Cut along the lines to create your master set of bingo squares.



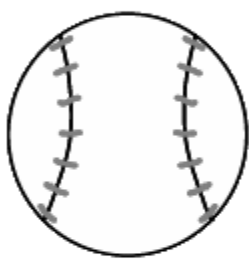
B

I

N

G

O



B

I

N

G

O



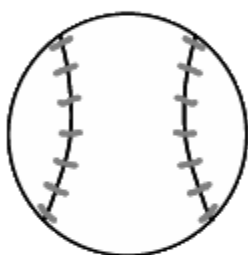
B

I

N

G

O



B

I

N

G

O



B

I

N

G

O



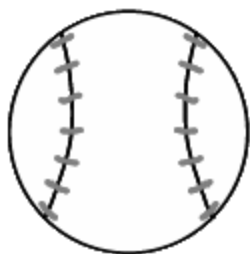
B

I

N

G

O



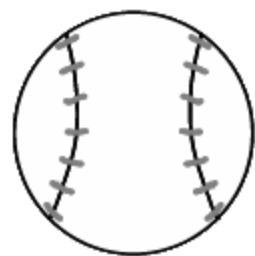
B

I

N

G

O



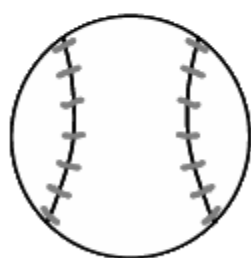
B

I

N

G

O



B

I

N

G

O



B

I

N

G

O



B

I

N

G

O




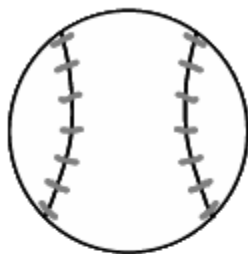
B

I

N

G

O



B

I

N

G

O



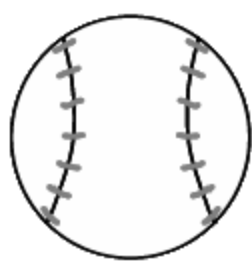
B

I

N

G

O



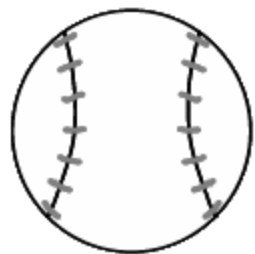
B

I

N

G

O



International Food Cards

Accompanies Restaurant activity



Taco



Sushi



Fajitas



Curry



Pierogi



Falafel



Stir fry



Hummus



Crêpes



Chorizo



Tourtière

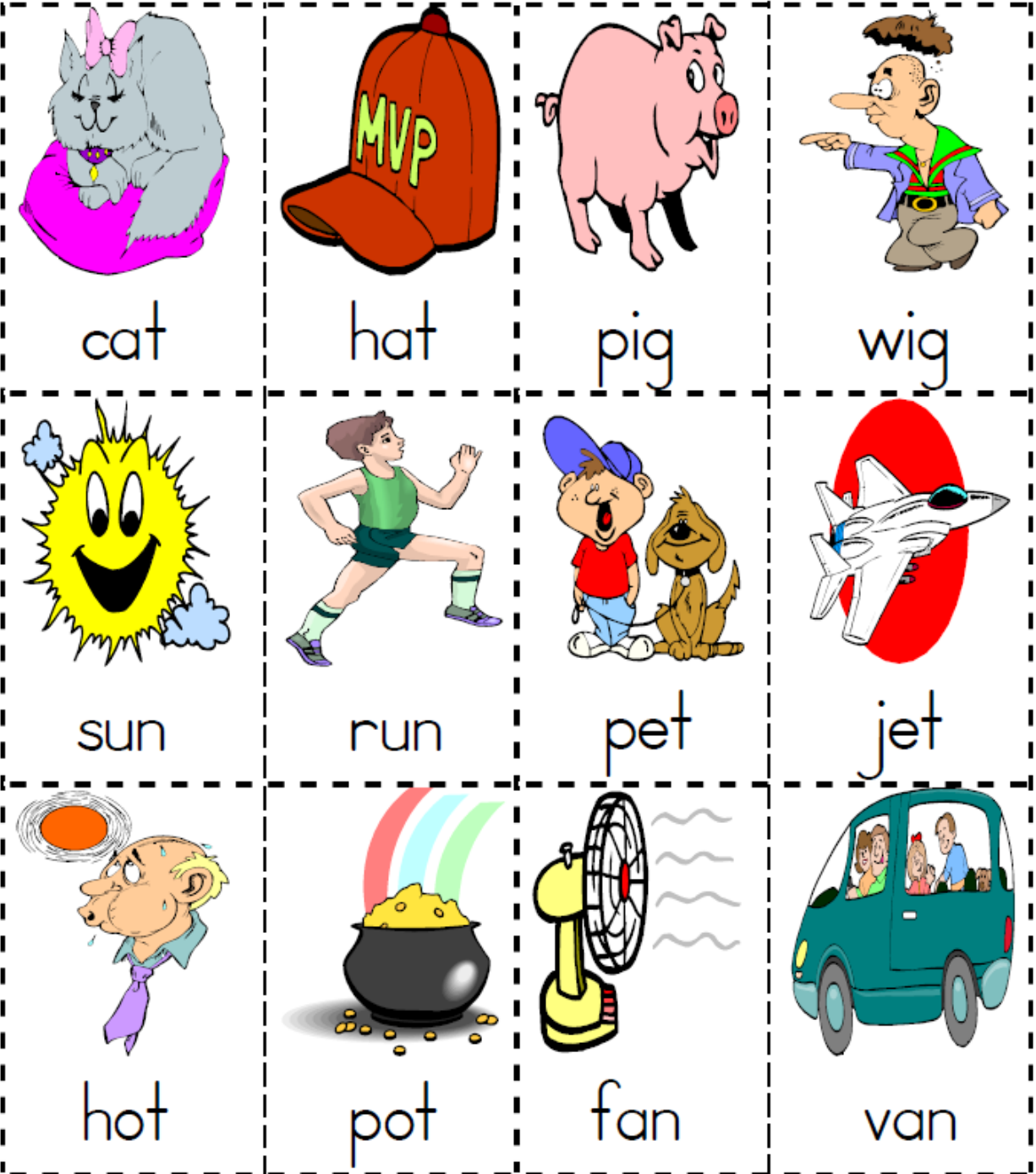



Pizza

Rhyme time words

Accompanies *Rhyme Time*

Cut out the following squares and split each pair (of rhyme words) into 2 separate piles.




 Cut along the lines



fin



win



pen



hen



dad



mad




hop




mop



nap



map



bed



sled





cab



crab



rim




swim



bell



well



box



fox



bug



rug



dog



frog



dish



fish




duck



truck



glass



grass



gum



drum




trash



cash



mouse













house

Scavenger Hunt

Accompanies *Nature Scavenger Hunt*



 <p>a round leaf</p>	 <p>a seed</p>
 <p>a long skinny leaf</p>	 <p>a piece of grass</p>
 <p>a small twig</p>	 <p>a flower</p>
 <p>a smooth rock</p>	 <p>something green</p>
 <p>a rough rock</p>	 <p>something white</p>

www.brisbanekids.com.au

Pirate Terms

Accompanies Captain Says! activity

PORT



STARBOARD



BOW



STERN



**HIT THE
DECK**



ARR!



Step to the right

**Starboard: the right side
of the ship**

Step to the left

**Port: the left side of the
ship**

Step backward

**Stern: the back of the
ship**

Step forward

Bow: the front of the ship

**Swing one arm
towards your chest**

Arr!: Yes!

Lie on stomach

Hit the deck: get down

AYE



**FIRE IN THE
HOLE!**



HEAVE TO



**SWAB THE
DECK**



AHOY!



SAVVY?



Duck!

**Fire in the hole: a cannon
is coming**

**Nod head up and
down**

Aye: yes

Crouch down

**Swab the deck: clean the
deck**

**Hold hand out
(to say stop)**

Heave to: stop

Shrug shoulders

**Savvy?: Do you
understand?**

Wave

Ahoy!: Hello!